
PERFORMANCE DATA 60Hz
Outlet:G1"~G1½"

MODEL		P ₂		DELIVERY n≈3450 1/min														
1~ 110V/220V	3~ 220/380V	KW	HP	Q	m³/h													
				l/min	0	0.3	0.6	0.9	1.2	1.5	1.8	2.1	2.4	2.7	3	3.3		
3SDM1/5	3SD1/5	0.18	0.25		33	32	31	30	29	27	25	23	21	19	16	11	6	
3SDM1/7	3SD1/7	0.25	0.33		46	45	44	42	40	38	35	32	27	22	16	9		
3SDM1/9	3SD1/9	0.37	0.5		60	58	56	54	52	49	46	41	35	28	20	12		
3SDM1/13	3SD1/13	0.55	0.75	H(m)	86	84	81	78	75	71	66	59	50	41	29	17		
3SDM1/18	3SD1/18	0.75	1		119	116	112	108	104	98	91	82	70	56	41	23		
3SDM1/24	3SD1/24	1.1	1.5		159	155	149	144	138	131	122	109	93	75	54	31		
3SDM1/30	3SD1/30	1.5	2		199	193	187	180	173	164	152	136	116	94	68	39		

PERFORMANCE DATA 60Hz
Outlet:G1"~G1½"

MODEL		P ₂		DELIVERY n≈3450 1/min												
1~ 110V/220V	3~ 220/380V	KW	HP	Q	m³/h											
				l/min	0	0.6	1.2	1.8	2.4	3	3.6	4.2				
3SDM3/5	3SD3/5	0.25	0.33	H(m)	32	31	29	28	25	21	16	9				
3SDM3/7	3SD3/7	0.37	0.5		44	43	41	39	35	30	23	13				
3SDM3/10	3SD3/10	0.55	0.75		63	61	59	55	50	43	32	18				
3SDM3/13	3SD3/13	0.75	1		82	80	76	71	65	56	42	24				
3SDM3/18	3SD3/18	1.1	1.5		114	110	106	99	90	77	58	33				
3SDM3/22	3SD3/22	1.5	2		139	135	129	121	110	94	71	40				

PERFORMANCE DATA 60Hz
Outlet:G1"~G1½"

MODEL		P ₂		DELIVERY n≈3450 1/min								
1~ 110V/220V	3~ 220/380V	KW	HP	Q	m³/h							
				l/min	0	0.6	1.2	1.8	2.4	3	3.6	
3SDM2/5	3SD2/5	0.18	0.25	H(m)	32	31	30	28	25	19	12	
3SDM2/6	3SD2/6	0.25	0.33		38	38	36	34	29	23	14	
3SDM2/7	3SD2/7	0.37	0.5		45	44	42	39	34	27	17	
3SDM2/10	3SD2/10	0.55	0.75		64	63	60	56	49	38	24	
3SDM2/15	3SD2/15	0.75	1		96	94	90	84	74	57	36	
3SDM2/20	3SD2/20	1.1	1.5		128	125	120	112	98	77	48	
3SDM2/25	3SD2/25	1.5	2		159	156	150	141	123	96	60	

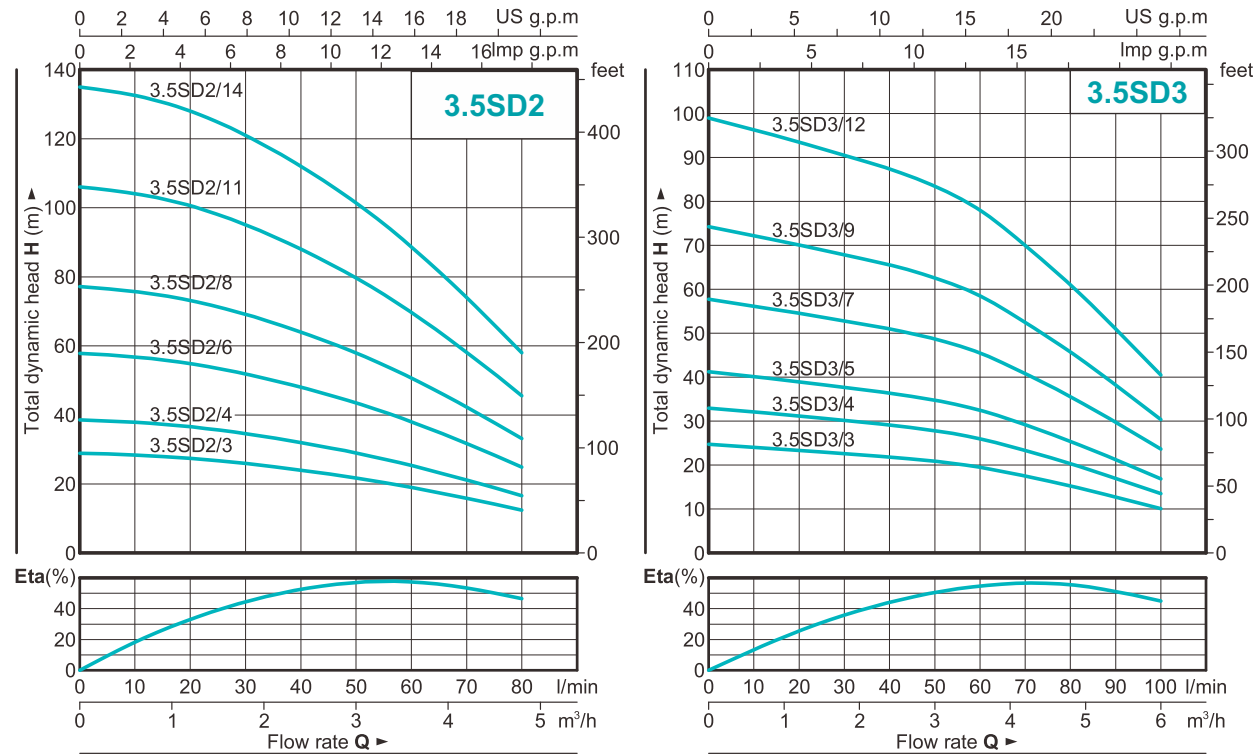
PERFORMANCE DATA 60Hz
Outlet:G1"~G1½"

MODEL		P ₂		DELIVERY n≈3450 1/min												
1~ 110V/220V	3~ 220/380V	KW	HP	Q	m³/h											
				l/min	0	0.6	1.2	1.8	2.4	3	3.6	4.2	4.8	5.4		
3SDM4/4	3SD4/4	0.25	0.33	H(m)	23	23	23	22	21	20	18	16	13	9		
3SDM4/6	3SD4/6	0.37	0.5		35	35	34	33	32	30	27	24	19	13		
3SDM4/8	3SD4/8	0.55	0.75		47	46	45	44	43	40	36	32	25	18		
3SDM4/11	3SD4/11	0.75	1		64	64	63	61	59	55	50	43	35	24		
3SDM4/14	3SD4/14	1.1	1.5		82	81	80	78	75	70	64	55	44	31		
3SDM4/18	3SD4/18	1.5	2		105	104	102	100	96	90	82	71	57	40		



3.5SD2/3.5SD

60HZ



PERFORMANCE DATA 60Hz

Outlet: G1"~G1½"

MODEL		P ₂		DELIVERY n≈3450 1/min									
1~ 220V-240V	3~ 380-415V	kW	HP	Q	0	0.6	1.2	1.8	2.4	3	3.6	4.2	4.8
				l/min	0	10	20	30	40	50	60	70	80
3.5SDM2/3	3.5SD2/3	0.25	0.33	H(m)	29	28	27	26	24	22	19	16	12
3.5SDM2/4	3.5SD2/4	0.37	0.5		39	38	37	35	32	29	25	21	17
3.5SDM2/6	3.5SD2/6	0.55	0.75		58	57	55	52	48	43	38	32	25
3.5SDM2/8	3.5SD2/8	0.75	1		77	76	73	69	64	58	51	42	33
3.5SDM2/11	3.5SD2/11	1.1	1.5		106	104	101	95	88	80	70	58	46
3.5SDM2/14	3.5SD2/14	1.5	2		135	133	128	121	112	101	89	74	58

PERFORMANCE DATA 60Hz

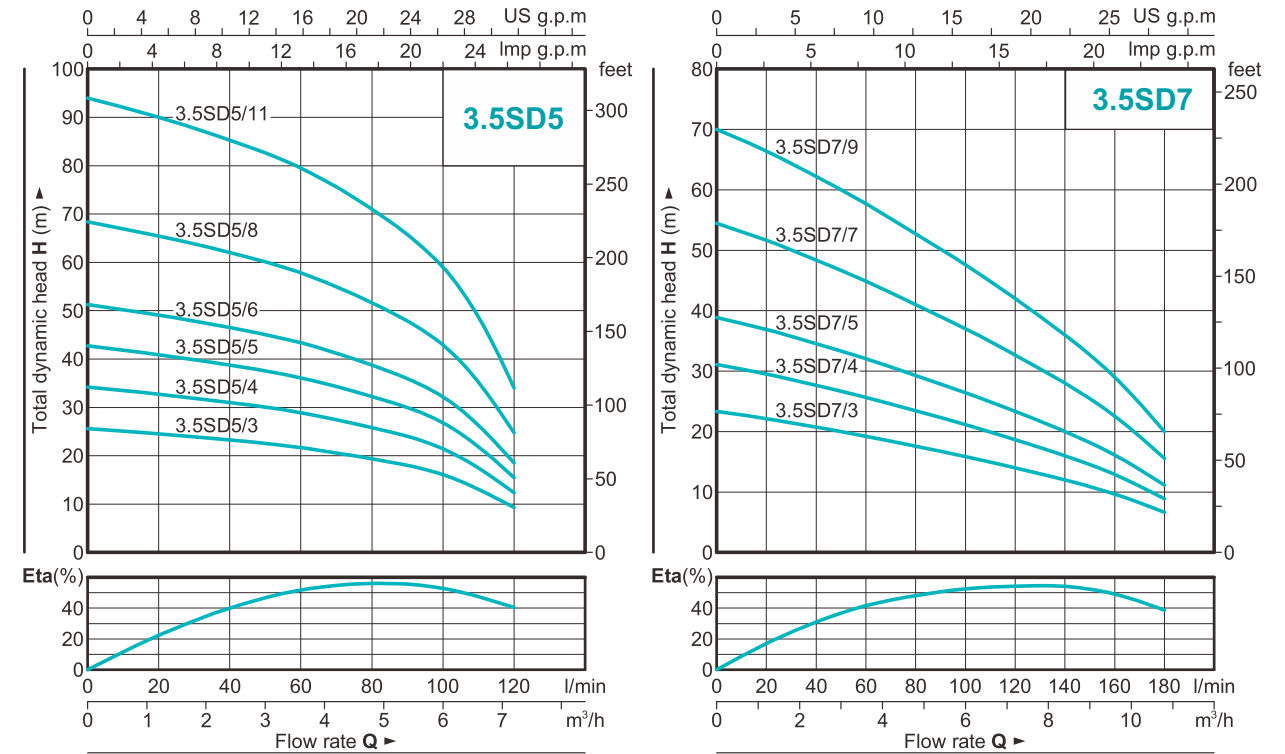
Outlet: G1"~G1½"

MODEL		P ₂		DELIVERY n≈3450 1/min											
1~ 220V-240V	3~ 380-415V	kW	HP	Q	0	0.6	1.2	1.8	2.4	3	3.6	4.2	4.8	5.4	6
				l/min	0	10	20	30	40	50	60	70	80	90	100
3.5SDM3/3	3.5SD3/3	0.25	0.33	H(m)	25	24	23	23	22	21	20	18	15	13	10
3.5SDM3/4	3.5SD3/4	0.37	0.5		33	32	31	30	29	28	26	23	20	17	14
3.5SDM3/5	3.5SD3/5	0.55	0.75		41	40	39	38	36	35	32	29	25	21	17
3.5SDM3/7	3.5SD3/7	0.75	1		58	56	55	53	51	49	45	41	36	30	24
3.5SDM3/9	3.5SD3/9	1.1	1.5		74	72	70	68	66	63	58	52	46	38	30
3.5SDM3/12	3.5SD3/12	1.5	2		99	96	94	91	87	84	78	70	61	51	41



3.5SD5/3.5SD7

60HZ



PERFORMANCE DATA 60Hz

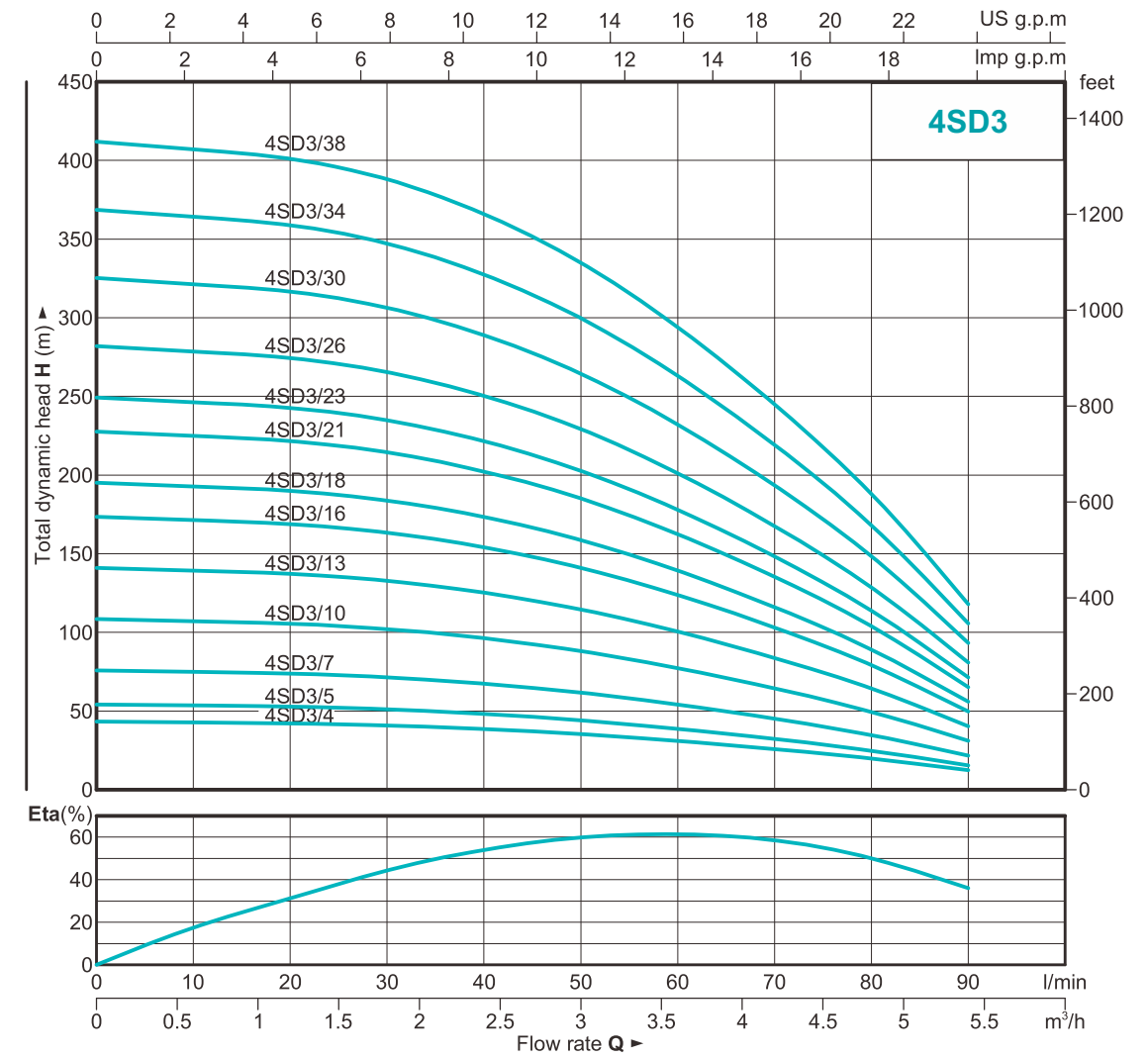
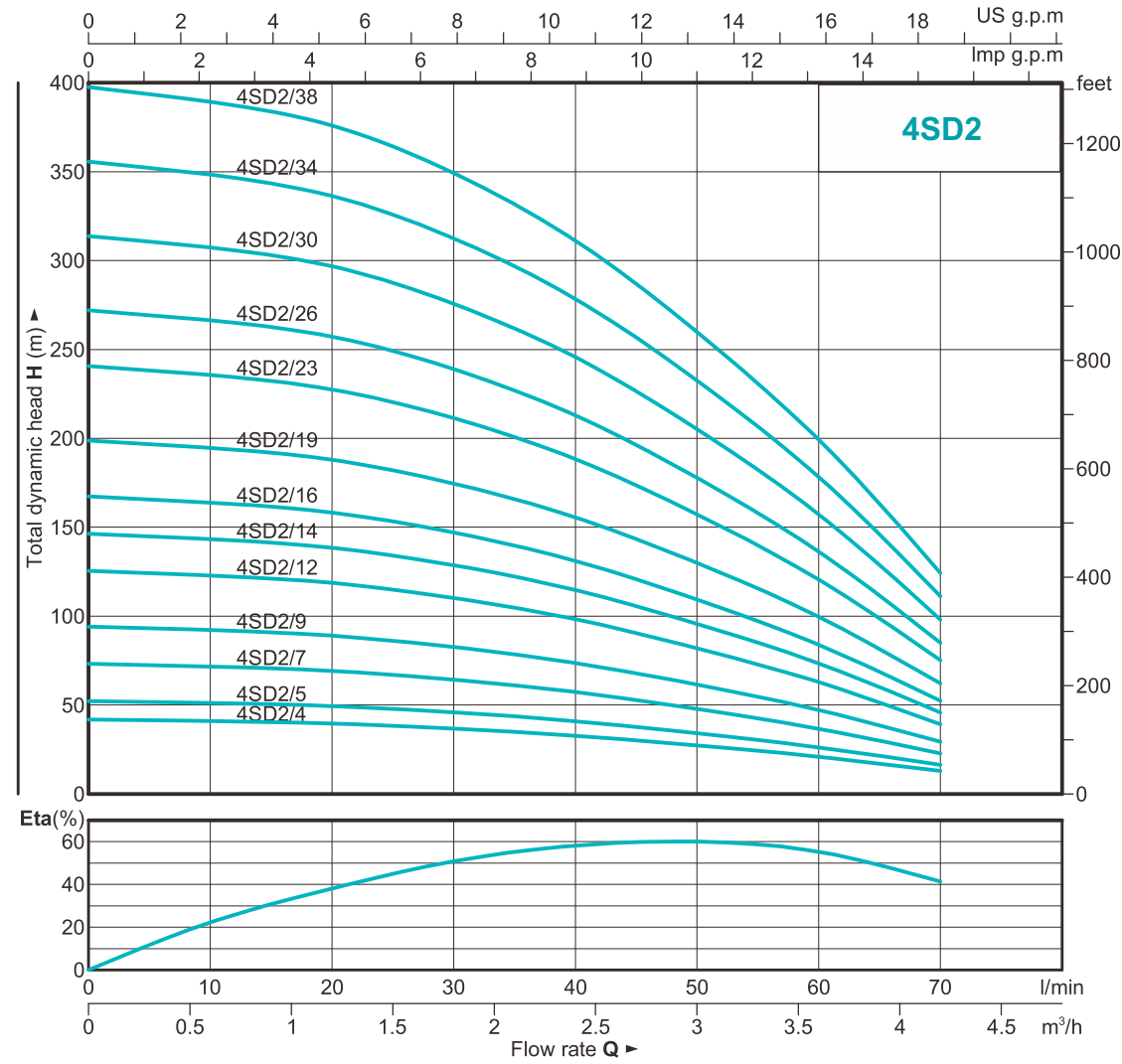
Outlet: G1"~G1½"

MODEL		P ₂		DELIVERY n≈3450 1/min								
1~ 220V-240V	3~ 380-415V	kW	HP	Q	0	1.2	2.4	3.6	4.8	6	7.2	
				l/min	0	20	40	60	80	100	120	
3.5SDM5/3	3.5SD5/3	0.25	0.33	H(m)	26	25	23	22	19	16	9	
3.5SDM5/4	3.5SD5/4	0.37	0.5		34	33	31	29	26	21	12	
3.5SDM5/5	3.5SD5/5	0.55	0.75		43	41	39	36	32	27	15	
3.5SDM5/6	3.5SD5/6	0.75	1		51	49	46	43	39	32	19	
3.5SDM5/8	3.5SD5/8	1.1	1.5		68	65	62	58	52	43	25	
3.5SDM5/11	3.5SD5/11	1.5	2		94	90	85	80	71	59	34	

PERFORMANCE DATA 60Hz

Outlet: G1¼"~G1½"

MODEL		P ₂		DELIVERY n≈3450 1/min											
1~ 220V-240V	3~ 380-415V	kW	HP	Q	0	1.2	2.4	3.6	4.8	6	7.2	8.4	9.6	10.8	
				l/min	0	20	40	60	80	100	120	140	160	180	
3.5SDM7/3	3.5SD7/3	0.37	0.5	H(m)	23	22	21	19	18	16	14	12	10	7	
3.5SDM7/4	3.5SD7/4	0.55	0.75		31	30	28	26	23	21	19	16	13	9	
3.5SDM7/5	3.5SD7/5	0.75	1		39	37	35	32	29	26	23	20	16	11	
3.5SDM7/7	3.5SD7/7	1.1	1.5		54	52	48	45	41	37	33	28	23	16	
3.5SDM7/9	3.5SD7/9	1.5	2		70	66	62	58	53	48	42	36	29	20	



PERFORMANCE DATA 60Hz

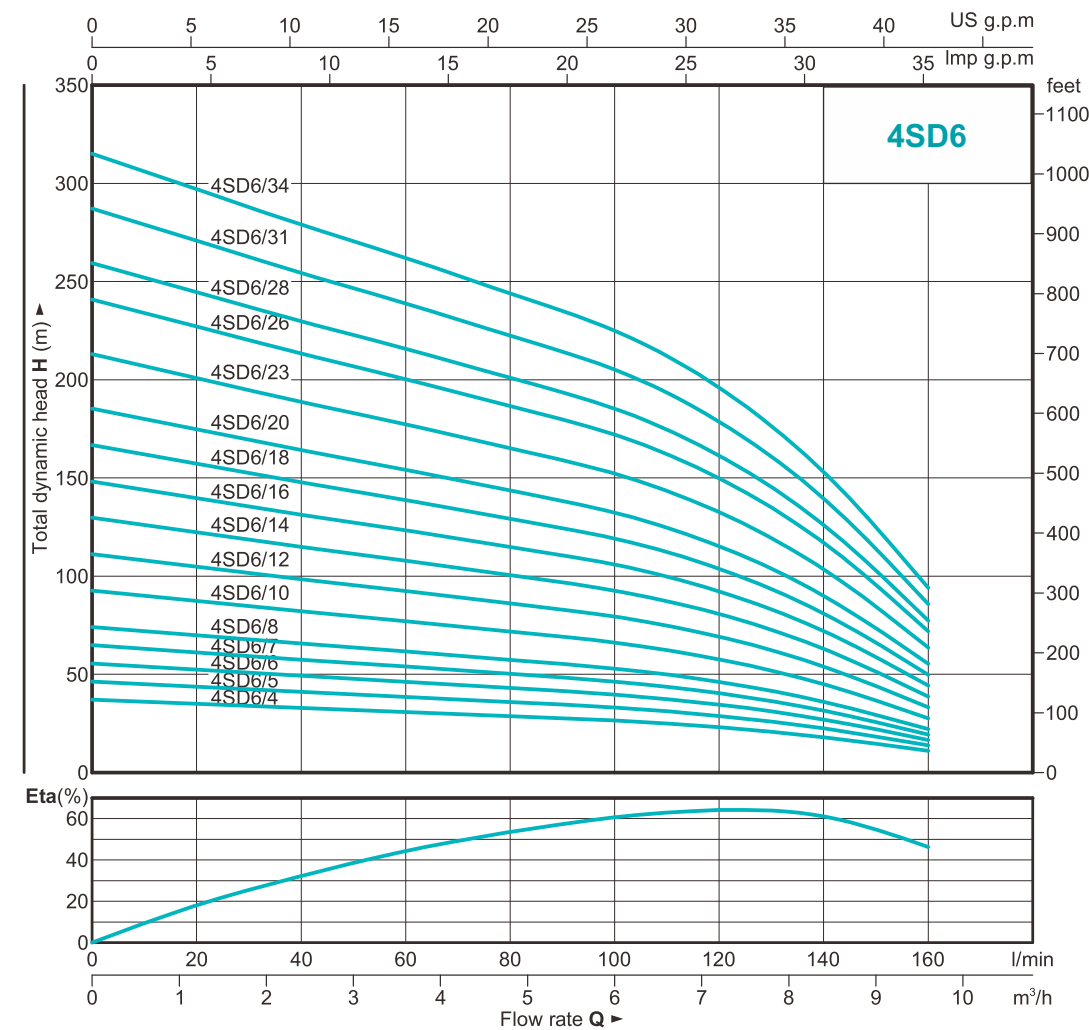
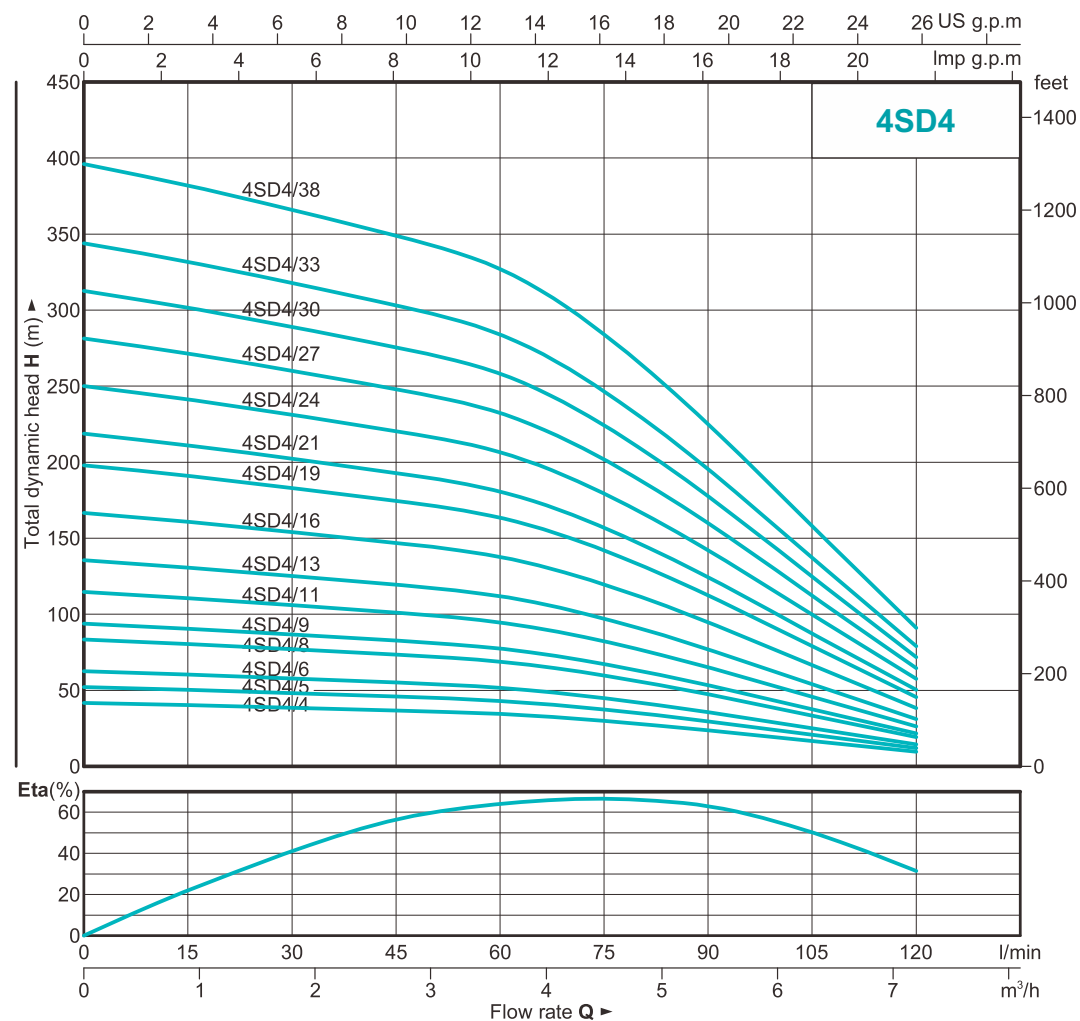
Outlet: G1 1/4" ~ G2"

MODEL		P ₂		DELIVERY n≈3450 1/min									
1~ 110V/220V	3~ 220/380V	kW	HP	Q	m ³ /h	0	0.6	1.2	1.8	2.4	3	3.6	4.2
					l/min	0	10	20	30	40	50	60	70
4SDM2/4	4SD2/4	0.25	0.33	H(m)	42	41	40	37	32	26	18	9	
4SDM2/5	4SD2/5	0.37	0.5		52	51	49	46	40	32	22	12	
4SDM2/7	4SD2/7	0.55	0.75		73	72	69	64	56	45	31	16	
4SDM2/9	4SD2/9	0.75	1		94	92	89	83	72	58	40	21	
4SDM2/12	4SD2/12	1.1	1.5		126	123	119	110	97	78	54	28	
4SDM2/14	4SD2/14	1.3	1.75		146	143	138	129	113	90	63	33	
4SDM2/16	4SD2/16	1.5	2		167	164	158	147	129	103	72	38	
4SDM2/19	4SD2/19	1.8	2.5		199	195	188	175	153	123	85	45	
4SDM2/23	4SD2/23	2.2	3		241	236	228	211	185	149	103	54	
4SDM2/26	4SD2/26	2.6	3.5		272	266	257	239	209	168	117	61	
-	4SD2/30	3	4		314	307	297	276	242	194	135	71	
-	4SD2/34	3.7	5		356	348	336	312	274	220	153	80	
-	4SD2/38	4	5.5		397	389	376	349	306	245	170	89	

PERFORMANCE DATA 60Hz

Outlet: G1 1/4" ~ G2"

MODEL		P ₂		DELIVERY n≈3450 1/min											
1~ 110V/220V	3~ 220/380V	kW	HP	Q	m ³ /h	0	0.6	1.2	1.8	2.4	3	3.6	4.2	4.8	5.4
					l/min	0	10	20	30	40	50	60	70	80	90
4SDM3/4	4SD3/4	0.37	0.5	H(m)	43	43	42	41	39	35	31	26	20	12	
4SDM3/5	4SD3/5	0.55	0.75		54	54	53	51	48	44	39	32	25	16	
4SDM3/7	4SD3/7	0.75	1		76	75	74	71	67	62	54	45	35	22	
4SDM3/10	4SD3/10	1.1	1.5		108	107	106	102	96	88	77	64	49	31	
4SDM3/13	4SD3/13	1.5	2		141	139	137	133	125	115	101	84	64	40	
4SDM3/16	4SD3/16	1.8	2.5		173	171	169	163	154	141	124	103	79	50	
4SDM3/18	4SD3/18	2.2	3		195	193	190	184	173	159	139	116	89	56	
4SDM3/21	4SD3/21	2.6	3.5		228	225	222	214	202	185	162	135	104	65	
-	4SD3/23	3	4		249	246	243	235	222	203	178	148	114	71	
-	4SD3/26	3.7	5		282	278	274	265	250	229	201	168	129	81	
-	4SD3/30	4	5.5		325	321	317	306	289	264	232	193	148	93	
-	4SD3/34	5	7		369	364	359	347	327	300	263	219	168	106	
-	4SD3/38	5.5	7.5		412	407	401	388	366	335	294	245	188	118	



PERFORMANCE DATA 60Hz

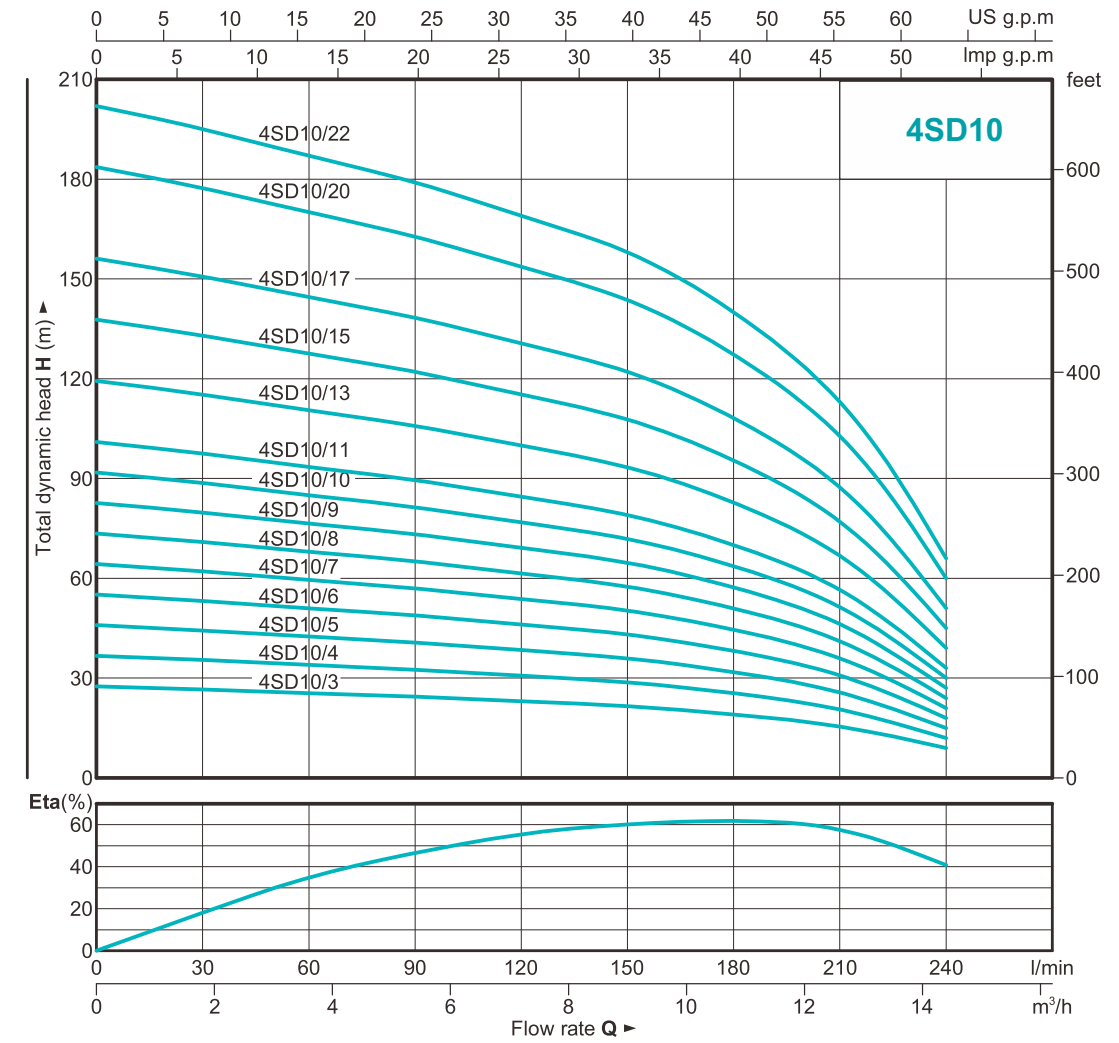
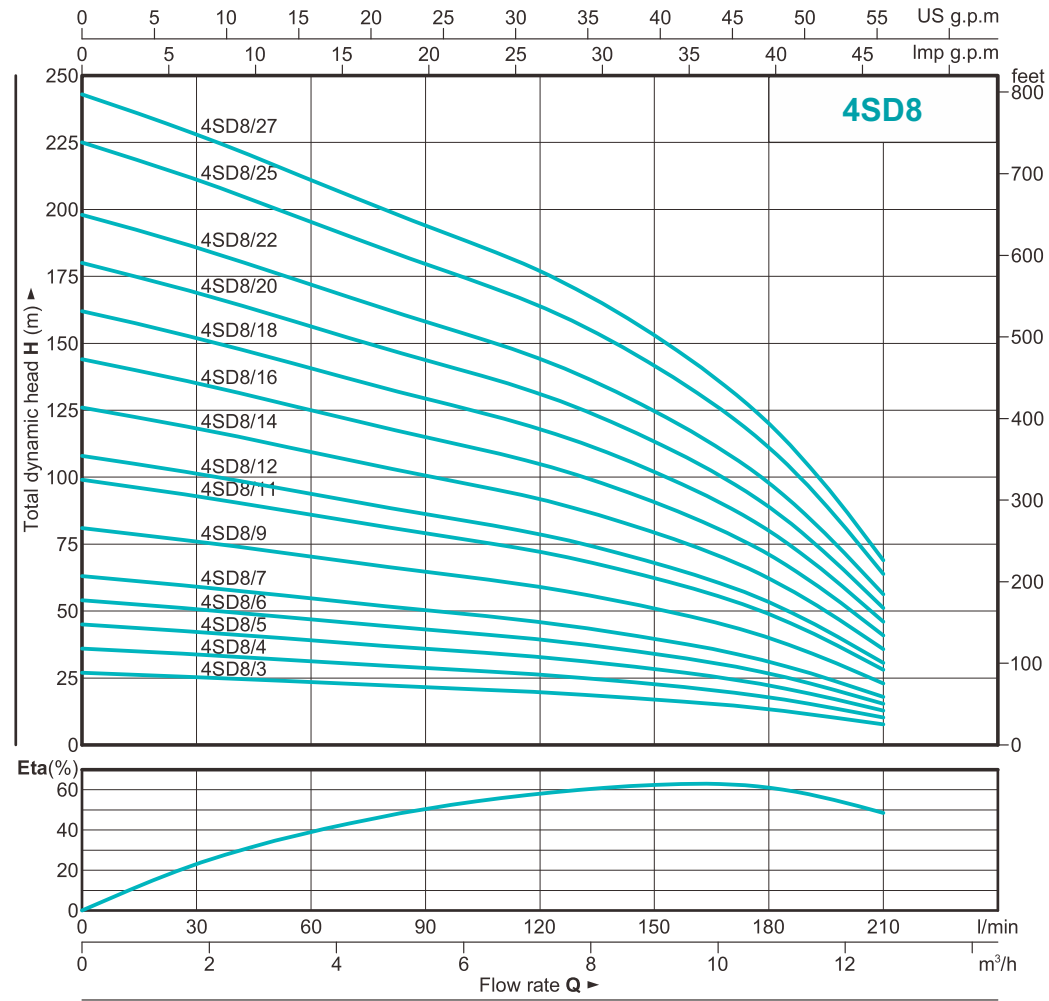
Outlet: G1¼"~G2"

MODEL		P ₂		DELIVERY n≈3450 1/min										
1~ 110V/220V	3~ 220/380V	KW	HP	Q	0	0.9	1.8	2.7	3.6	4.5	5.4	6.3	7.2	
				m³/h	0	15	30	45	60	75	90	105	120	
4SDM4/4	4SD4/4	0.37	0.5	H(m)	42	40	39	37	34	30	24	17	10	
4SDM4/5	4SD4/5	0.55	0.75		52	50	48	46	43	37	30	21	12	
4SDM4/6	4SD4/6	0.75	1		63	60	58	55	52	45	36	25	14	
4SDM4/8	4SD4/8	0.92	1.25		83	80	77	73	69	60	47	33	19	
4SDM4/9	4SD4/9	1.1	1.5		94	90	87	83	77	67	53	37	22	
4SDM4/11	4SD4/11	1.5	2		115	111	106	101	95	82	65	46	26	
4SDM4/13	4SD4/13	1.8	2.5		135	131	125	119	112	97	77	54	31	
4SDM4/16	4SD4/16	2.2	3		167	161	154	147	138	120	95	67	38	
4SDM4/19	4SD4/19	2.6	3.5		198	191	183	174	163	142	112	79	45	
-	4SD4/21	3	4		219	211	202	193	181	157	124	87	50	
-	4SD4/24	3.7	5		250	241	231	220	207	179	142	100	57	
-	4SD4/27	4	5.5		281	271	260	248	232	202	160	112	65	
-	4SD4/30	5	7		313	302	289	276	258	224	178	125	72	
-	4SD4/33	5.5	7.5		344	332	318	303	284	247	195	137	79	
-	4SD4/38	7.5	10	396	382	366	349	327	284	225	158	91		

PERFORMANCE DATA 60Hz

Outlet: G1¼"~G2"

MODEL		P ₂		DELIVERY n≈3450 1/min										
1~ 110V/220V	3~ 220/380V	KW	HP	Q	0	1.2	2.4	3.6	4.8	6	7.2	8.4	9.6	
				m³/h	0	20	40	60	80	100	120	140	150	
4SDM6/4	4SD6/4	0.37	0.5	H(m)	37	35	33	31	29	26	23	18	11	
4SDM6/5	4SD6/5	0.55	0.75		46	44	41	39	36	33	29	22	14	
4SDM6/6	4SD6/6	0.75	1		56	52	49	46	43	40	35	27	17	
4SDM6/7	4SD6/7	1.1	1.5		65	61	57	54	50	46	40	31	19	
4SDM6/8	4SD6/8	1.3	1.75		74	70	66	62	57	53	46	36	22	
4SDM6/10	4SD6/10	1.5	2		93	87	82	77	72	66	58	45	28	
4SDM6/12	4SD6/12	1.8	2.5		111	105	98	92	86	79	69	54	33	
4SDM6/14	4SD6/14	2.2	3		130	122	115	108	100	93	81	63	39	
4SDM6/16	4SD6/16	2.6	3.5		148	140	131	123	115	106	92	72	44	
-	4SD6/18	3	4		167	157	148	139	129	119	104	81	50	
-	4SD6/20	3.7	5		185	175	164	154	144	132	115	90	55	
-	4SD6/23	4	5.5		213	201	189	177	165	152	133	103	64	
-	4SD6/26	5	7		241	227	213	200	187	172	150	117	72	
-	4SD6/28	5.5	7.5		259	245	230	216	201	185	161	126	77	
-	4SD6/31	6.8	9	287	271	254	239	222	205	179	139	86		
-	4SD6/34	7.5	10	315	297	279	262	244	225	196	153	94		



PERFORMANCE DATA 60Hz

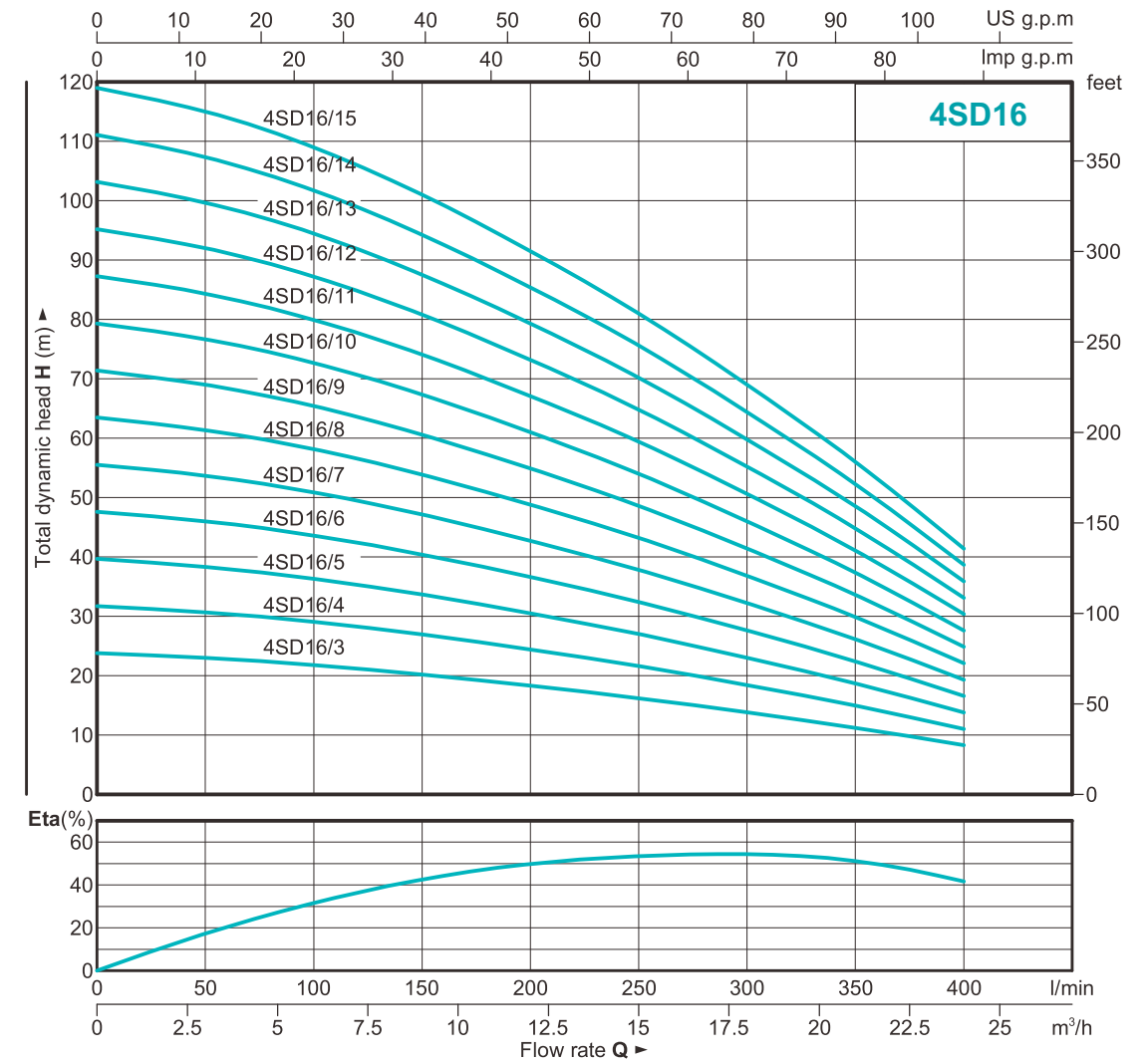
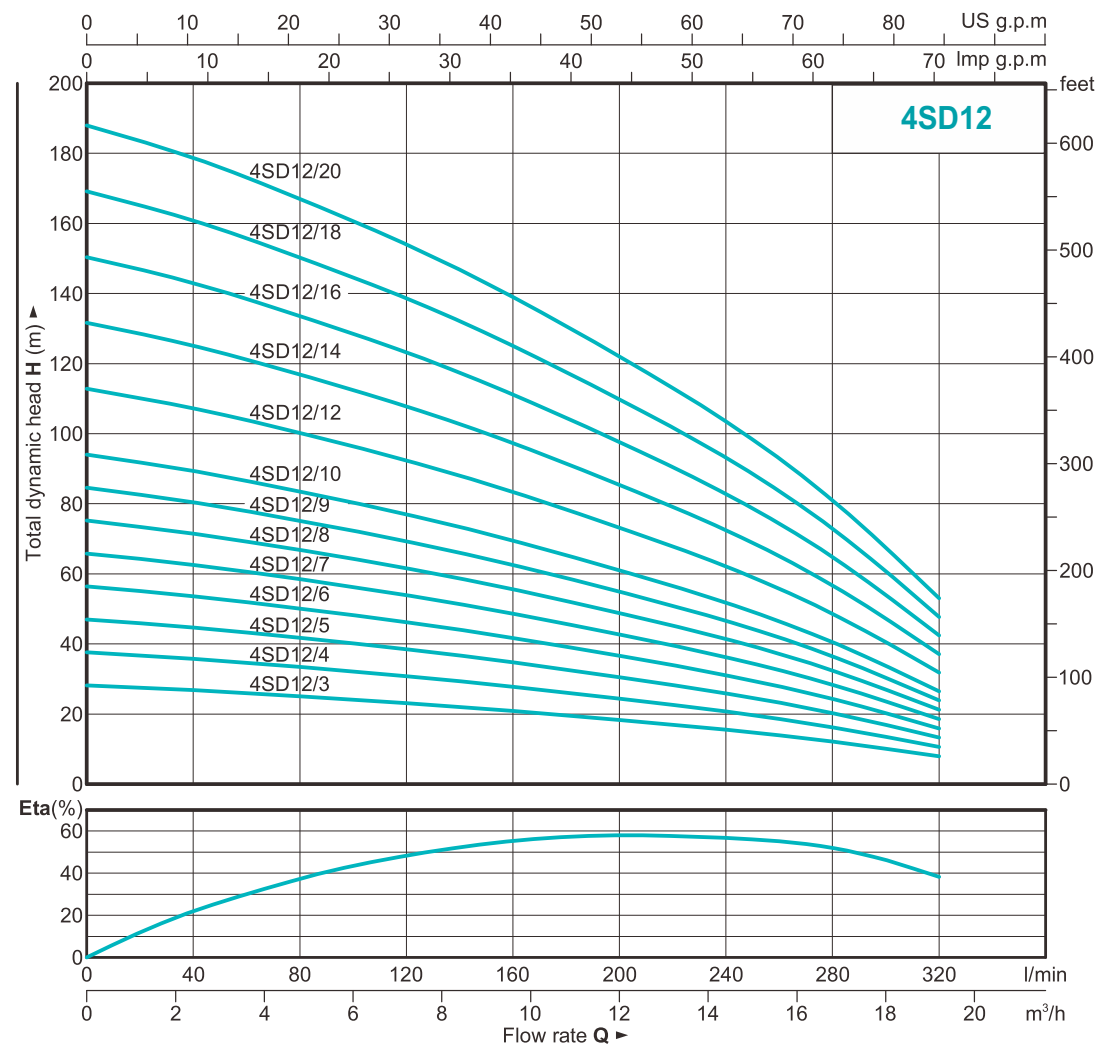
Outlet:G1½"~G2"

MODEL		P ₂		DELIVERY n≈3450 1/min										
1~ 110V/220V	3~ 220/380V	kW	HP	Q	0	1.8	3.6	5.4	7.2	9	10.8	12.6		
					0	30	60	90	120	150	180	210		
4SDM8/3	4SD8/3	0.55	0.75	H(m)	27	25	23	22	20	17	13	8		
4SDM8/4	4SD8/4	0.75	1		36	34	31	29	26	23	18	10		
4SDM8/5	4SD8/5	1.1	1.5		45	42	39	36	33	28	22	13		
4SDM8/6	4SD8/6	1.3	1.75		54	51	47	43	39	34	27	15		
4SDM8/7	4SD8/7	1.5	2		63	59	55	50	46	40	31	18		
4SDM8/9	4SD8/9	1.8	2.5		81	76	70	65	59	51	40	23		
4SDM8/11	4SD8/11	2.2	3		99	93	86	79	72	62	49	28		
4SDM8/12	4SD8/12	2.6	3.5		108	101	94	86	79	68	53	31		
-	4SD8/14	3	4		126	118	109	101	92	79	62	36		
-	4SD8/16	3.7	5		144	135	125	115	105	91	71	41		
-	4SD8/18	4	5.5		162	152	141	129	118	102	80	46		
-	4SD8/20	5	7		180	169	156	144	131	113	89	51		
-	4SD8/22	5.5	7.5		198	186	172	158	144	125	98	56		
-	4SD8/25	6.8	9		225	211	195	180	164	142	111	64		
-	4SD8/27	7.5	10	243	228	211	194	177	153	120	69			

PERFORMANCE DATA 60Hz

Outlet:G1½"~G2"

MODEL		P ₂		DELIVERY n≈3450 1/min											
1~ 110V/220V	3~ 220/380V	kW	HP	Q	0	1.8	3.6	5.4	7.2	9	10.8	12.6	14.4		
					0	30	60	90	120	150	180	210	240		
4SDM10/3	4SD10/3	0.92	1.25	H(m)	28	27	25	24	23	22	19	15	9		
4SDM10/4	4SD10/4	1.1	1.5		37	35	34	33	31	29	25	21	12		
4SDM10/5	4SD10/5	1.5	2		46	44	42	41	38	36	32	26	15		
4SDM10/6	4SD10/6	1.8	2.5		55	53	51	49	46	43	38	31	18		
4SDM10/7	4SD10/7	2.2	3		64	62	59	57	54	50	45	36	21		
4SDM10/8	4SD10/8	2.2	3		73	71	68	65	61	57	51	41	24		
4SDM10/9	4SD10/9	2.6	3.5		83	80	76	73	69	65	57	46	27		
-	4SD10/10	3	4		92	89	85	81	77	72	64	51	30		
-	4SD10/11	3.7	5		101	97	93	89	84	79	70	56	33		
-	4SD10/13	4	5.5		119	115	110	106	100	93	83	67	39		
-	4SD10/15	5	7		138	133	127	122	115	108	95	77	45		
-	4SD10/17	5.5	7.5		156	151	145	138	131	122	108	87	51		
-	4SD10/20	6.8	9		184	177	170	163	154	144	127	103	60		
-	4SD10/22	7.5	10		202	195	187	179	169	158	140	113	66		



PERFORMANCE DATA 60Hz

Outlet: G1½"~G2"

MODEL		P ₂		DELIVERY n≈3450 1/min										
1~ 110V/220V	3~ 220/380V	kW	HP	Q	m³/h	0	2.4	4.8	7.2	9.6	12	14.4	16.8	19.2
					l/min	0	40	80	120	160	200	240	280	320
4SDM12/3	4SD12/3	1.1	1.5	H(m)	28	27	25	23	21	18	16	12	5	
4SDM12/4	4SD12/4	1.5	2		38	36	33	31	28	24	21	16	7	
4SDM12/5	4SD12/5	1.8	2.5		47	45	42	38	35	30	26	20	8	
4SDM12/6	4SD12/6	2.2	3		56	54	50	46	42	37	31	24	10	
4SDM12/7	4SD12/7	2.2	3		66	63	58	54	49	43	36	28	12	
4SDM12/8	4SD12/8	2.6	3.5		75	71	67	62	56	49	41	32	13	
-	4SD12/9	3	4		85	80	75	69	63	55	47	36	15	
-	4SD12/10	3.7	5		94	89	84	77	70	61	52	40	17	
-	4SD12/12	4	5.5		113	107	100	92	83	73	62	49	20	
-	4SD12/14	5	7		132	125	117	108	97	85	72	57	23	
-	4SD12/16	5.5	7.5		150	143	134	123	111	98	83	65	26	
-	4SD12/18	6.8	9		169	161	150	139	125	110	93	73	30	
-	4SD12/20	7.5	10		188	179	167	154	139	122	104	81	33	

PERFORMANCE DATA 60Hz

Outlet: G1½"~G2"

MODEL		P ₂		DELIVERY n≈3450 1/min										
1~ 110V/220V	3~ 220/380V	kW	HP	Q	m³/h	0	3	6	9	12	15	18	21	24
					l/min	0	50	100	150	200	250	300	350	400
4SDM16/3	4SD16/3	1.3	1.75	H(m)	24	23	22	20	18	16	14	11	8	
4SDM16/4	4SD16/4	1.8	2.5		32	31	29	27	24	22	18	15	11	
4SDM16/5	4SD16/5	2.2	3		40	38	36	34	30	27	23	19	14	
4SDM16/6	4SD16/6	2.6	3.5		48	46	44	40	37	32	28	22	17	
-	4SD16/7	3	4		56	54	51	47	43	38	32	26	19	
-	4SD16/8	3.7	5		63	61	58	54	49	43	37	30	22	
-	4SD16/9	3.7	5		71	69	65	61	55	49	41	34	25	
-	4SD16/10	4	5.5		79	77	73	67	61	54	46	37	28	
-	4SD16/11	5	7		87	84	80	74	67	59	51	41	30	
-	4SD16/12	5.5	7.5		95	92	87	81	73	65	55	45	33	
-	4SD16/13	6.8	9		103	100	94	88	79	70	60	49	36	
-	4SD16/14	7.5	10		111	107	102	94	85	76	64	52	39	
-	4SD16/15	7.5	10		119	115	109	101	92	81	69	56	41	



Control box for pump



▶ QK101



QK102 ◀



▶ QK103



QK104 ◀



▶ QK105



▶ QK106



Outlet&impeller for pump

